

Redefined for  
your Application

EC  
BOX

✓ ONTIME DELIVERY

✓ CUSTOMIZED SOLUTION

✓ INTERNATIONAL QUALITY

## EC Box India - Enclosures Solution



### Contact us:

📍 No.19, Visalakshi Nagar, Tharapakkam Main Road,  
Gerugampakkam, Chennai - 600 128

📞 +91 73059 81811 / 98402 64605

✉ info@ec-box.in

🌐 www.ec-box.in

EC Box India Enclosures and Terminal Boxes offer adaptable solutions for modern high-tech industrial applications. The product line is extremely safe due to its robustness, compactness, and flexibility.

Junction Boxes, Control Panels, Consoles, Power Distribution Enclosure, Energy Management - APFC Panel, Solar – Combiner box(ACDB, DCDB), Automation – Drive, Plc, Scada, HMI Panel, Industry 4.0 - IIOT Panel, Ev Charger, Battery Box, Energy Storage Panel and Motor Starters are ideal applications.

Enclosures, Electronic Equipment Housing, Network Distributors, Server and Data Storage Racks are all examples of enclosures.

The enclosures are offered for a variety of purposes, including IP 55 & IP 65



## THE MANUFACTURING METHODOLOGY

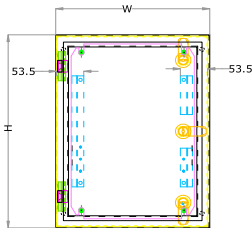
Our cutting-edge, adequately upgraded production infrastructure provides enclosures that excel in terms of cost effectiveness. Our priorities are solid infrastructure, great efficiency, and continuous quality.

- High-quality CRCA (branded) steel sheets Product design using 3D software
- Outstanding servo drive punching and machine capabilities
- CNC machines are accompanied by 3D software, allowing CAD to CAM manufacturing for customized goods.
- CNC bending machines with extremely high precision, reproducibility, and repeatability
- TIG, MIG, spot, and pulse welding are used in the fabrication process to ensure sturdy constructions.
- Fully automatic and environmentally friendly powder coating plant 10-tank pre-treatment with spray jets and cascade washing provides optimal chemical usage
- Tri-cationic zinc phosphating for increased salt spray life
- For long life, the door panels are finished with foam gasketing composed of Poly Urethane polymer.

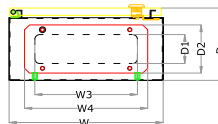


### EC BOX INDIA ENCLOSURES IP65 - IK 10

- Range (Wx Hx D in mm) 200 x 200 x 150 through 1200 x 1400 x 400
- Available in IP65-IK10 protection With CE Certification
- Fabricated using CRCA draw quality sheet steel
  - Body and Door 1.2mm thickness upto 500 x 500 x 200 and 1.6 mm thickness beyond
  - Mounting plate and Gland plate 2 mm thickness
- Powder coated paint finish
  - Body - RAL 7035 Structure finish
  - Mounting plate - Electrogalvanized
- Foamed-in PU gasket for superior and long lasting ingress protection
- Gland plate provided at bottom
- Wall mounting brackets sets [4 brackets with fixing h/w] available as spare for small and bigger sizes enclosure
- Customised Solutions
  - Ability to meet special requirements like non standard sizes, colours, door configuration, locking arrangement



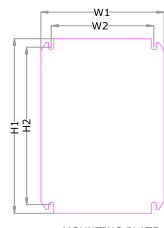
FRONT VIEW



BOTTOM VIEW



SIDE VIEW



MOUNTING PLATE  
GI - 2.0mm

S.NO	CAT CODE	BOX SIZE			MOUNTING PLATE SIZE & HOLE POSITION				GLAND CUTOUT SIZE		GLAND PLATE SIZE	
		W (mm)	H (mm)	D (mm)	(W1)	(H1)	(W2)	(H2)	(W3)	(D1)	(W4)	(D2)
1	ECBOX202015	200	200	150	140	162	100	127	100	60	140	100
<b>SINGLE DOOR, SINGLE LOCK</b>												
2	ECBOX203015	200	300	150	140	262	100	227	100	60	140	100
3	ECBOX253015	250	300	150	190	262	150	227	150	60	190	100
4	ECBOX303015	300	300	150	240	262	200	227	200	60	240	100
5	ECBOX303020	300	300	210	240	262	200	227	200	100	240	140
6	ECBOX304015	300	400	150	240	362	200	327	200	60	240	100
7	ECBOX304020	300	400	210	240	362	200	327	200	100	240	140
8	ECBOX403015	400	300	150	340	262	300	227	300	60	340	100
9	ECBOX403020	400	300	210	340	262	300	227	300	100	340	140
10	ECBOX404015	400	400	150	340	362	300	327	300	60	340	100
11	ECBOX404020	400	400	210	340	362	300	327	300	100	340	140
12	ECBOX405015	400	500	150	340	462	300	427	300	60	340	100
13	ECBOX405020	400	500	210	340	462	300	427	300	100	340	140
14	ECBOX405030	400	500	300	340	462	300	427	300	150	340	190
15	ECBOX505020	500	500	210	440	462	400	427	400	100	440	140
16	ECBOX505030	500	500	300	440	462	400	427	400	150	440	190
17	ECBOX406020	400	600	210	340	562	300	527	250	100	290	140
18	ECBOX506020	500	600	210	440	562	400	527	400	100	440	140
19	ECBOX507020	500	700	210	440	662	400	627	400	100	440	140
20	ECBOX507030	500	700	300	440	662	400	627	400	150	440	190
21	ECBOX604020	600	400	210	540	362	500	327	450	100	490	140
22	ECBOX604030	600	400	300	540	362	500	327	450	150	490	190
23	ECBOX605020	600	500	210	540	462	500	427	450	100	490	140
24	ECBOX606020	600	600	210	540	562	500	527	450	100	490	140
25	ECBOX606030	600	600	300	540	562	500	527	450	150	490	190
26	ECBOX406025	400	600	250	340	562	300	527	300	120	340	160
27	ECBOX406035	400	600	350	340	562	300	527	300	190	340	230
28	ECBOX506025	500	600	250	440	662	400	627	400	120	440	160
29	ECBOX507025	500	700	250	440	662	400	627	400	120	440	160
30	ECBOX606025	600	600	250	540	562	500	527	500	120	540	160
30	ECBOX606035	600	600	350	540	562	500	527	500	190	540	230
<b>SINGLE DOOR, TRIPLE LOCK</b>												
31	ECBOX607020	600	700	210	540	662	500	627	450	100	490	140
32	ECBOX608020	600	800	210	540	762	500	727	450	100	490	140
33	ECBOX608025	600	800	250	540	762	500	727	450	120	490	160
34	ECBOX608030	600	800	300	540	762	500	727	450	150	490	190
35	ECBOX601020	600	1000	210	540	962	500	927	450	100	490	140
36	ECBOX601030	600	1000	300	540	962	500	927	450	150	490	190
37	ECBOX808030	800	800	300	740	762	700	727	650	150	690	190
38	ECBOX801020	800	1000	210	740	962	700	927	650	100	690	140
39	ECBOX801025	800	1000	250	740	962	700	927	650	120	690	160
40	ECBOX801030	800	1000	300	740	962	700	927	650	150	690	190
41	ECBOX801230	800	1200	300	740	1162	700	1127	650	150	690	190
42	ECBOX801240	800	1200	400	740	1162	700	1127	650	200	690	240
<b>DOUBLE DOOR, TRIPLE LOCK</b>												
43	ECBOX108020	1000	800	210	940	762	900	727	850	100	890	140
44	ECBOX108030	1000	800	300	940	762	900	727	850	150	890	190
45	ECBOX101030	1000	1000	300	940	962	900	927	850	150	890	190
46	ECBOX101230	1000	1200	300	940	1162	900	1127	850	150	890	190
47	ECBOX101240	1000	1200	400	940	1162	900	1127	850	250	890	290
48	ECBOX101430	1000	1400	300	958	1340	900	1327	850	150	890	190
49	ECBOX101440	1000	1400	400	958	1340	900	1327	850	200	890	240
50	ECBOX121430	1200	1400	300	1158	1340	1100	1327	1050	150	1090	190
51	ECBOX121440	1200	1400	400	1158	1340	1100	1327	1050	200	1090	240





### TERMINAL BOXES

- 43 standard variants
- Range (WxHxD in mm) 150 x 150 x 80 through 800 x 400 x 120
- Available in IP55/IP66 -IK10 protection
- Fabricated from 1.2 mm CRCA sheet steel
- Foamed in PU gasket
- Powder coated to shade RAL 7035
- Provided with screwed cover on top
- Hingeable door with knob type locking for all sizes possible on request [Under customized category]
- Two nos vertical mounting brackets provided as standard accessory
- Holes with grommet provided to facilitate cable entry in IP 55 terminal boxes
- Wall mounting brackets setd [4 brackets with fixing h/w] available as spare



S.NO	CAT CODE	DOOR TYPE	Width (mm)	Height (mm)	Depth (mm)
1	ECTBOX151580	Single Door	150	150	80
2	ECTBOX201580	Single Door	200	150	80
3	ECTBOX202080	Single Door	200	200	80
4	ECTBOX301580	Single Door	300	150	80
5	ECTBOX302080	Single Door	300	200	80
6	ECTBOX402080	Single Door	400	200	80
7	ECTBOX602080	Single Door	600	200	80
8	ECTBOX151512	Single Door	150	150	120
9	ECTBOX201512	Single Door	200	150	120
10	ECTBOX202012	Single Door	200	200	120
11	ECTBOX301512	Single Door	300	150	120
12	ECTBOX302012	Single Door	300	200	120
13	ECTBOX303012	Single Door	300	300	120
14	ECTBOX401512	Single Door	400	150	120
15	ECTBOX402012	Single Door	400	200	120
16	ECTBOX403012	Single Door	400	300	120
17	ECTBOX404012	Single Door	400	400	120
18	ECTBOX502012	Single Door	500	200	120
19	ECTBOX503012	Single Door	500	300	120
20	ECTBOX602012	Single Door	600	200	120
21	ECTBOX603012	Single Door	600	300	120
22	ECTBOX604012	Single Door	600	400	120
23	ECTBOX802012	Single Door	800	200	120
24	ECTBOX804012	Single Door	800	400	120



Type	Size (WxHxD) mm	MOQ Nos.
SINGLE DOOR BOX	200X300X150	10
SINGLE DOOR BOX	300X300X200	10
SINGLE DOOR BOX	400X400X200	10
SINGLE DOOR BOX	400X500X200	10
SINGLE DOOR BOX	400X600X200	10
SINGLE DOOR BOX	500X600X200	10
SINGLE DOOR BOX	600X600X200	10
SINGLE DOOR BOX	600X800X200	10
SINGLE DOOR BOX	500X700X300	10
SINGLE DOOR BOX	800X800X300	10

### EC BOX SS' (Stainless Steel)

- Fabricated from 1.2/1.5mm stainless steel sheet
- Mounting Plate made up of 2.0mm Galvanised steel
- SS grade 304
- Foamed in PU gasket
- Box up to 400X500X200 made up of 1.2 mm SS & above of 1.5 mm SS
- 120deg door open-able concealed hinge door with cam locking arrangement.



**SEMI  
MODULAR**

### EC BOX FORM1 PANEL

Robust and versatile enclosure series for a wide range of applications. Suitable for industrial automation, drives, power transmission and distribution, and special-purpose machines.

IP55-IK10 protection is provided by the EC BOX FORM1 Panel for single door enclosures and door enclosures.

Sturdy profile with a 25mm hole pattern that is connected with uniform diagonal precision. A extremely resilient foamed PU gasket protects the door and coverings from dust and water. The depth of the mounting plate with great load bearing capability is changeable through sliding.

- Frame: 1.6mm Painted Steel
- Door: 2.0mm Painted Steel
- Rear, Top and Side panes: 1.6mm painted steel
- Mounted Plate: 3.0mm painted steel/2.0mm GI on request
- Bottom Gland Plate: 2.0mm thickness
- Surface finish: RAL-7035 to enclosure and
- RAL-2000 to mounting plate

### THE DESIGN INCORPORATE USER FRIENDLY FEATURES

- Removable Door and covers
- Door with Inter changeability features (LHS/RHS)
- 3-point locking for doors
- Separate locking at LHS door with swing handle for Double door
- Bolted Stiffener for door with powder coating
- 3-Part Gland plate
- Eye bolt for lifting
- Modular plinth (optional) 100mm Height
- Side panel (optional) removable type



CAT CODE	SIZE in MM			PLINTH	SIDE COVER
	W in mm	H in mm	D in mm		
ECFORM1061804	600	1800	400	ECPL1061804	ECSC1061804
ECFORM1081804	800	1800	400	ECPL1081804	ECSC1081804
ECFORM1101804	1000	1800	400	ECPL1101804	ECSC1101804
ECFORM1121804	1200	1800	400	ECPL1121804	ECSC1121804
ECFORM1061805	600	1800	500	ECPL1061805	ECSC1061805
ECFORM1081805	800	1800	500	ECPL1081805	ECSC1081805
ECFORM1101805	1000	1800	500	ECPL1101805	ECSC1101805
ECFORM1121805	1200	1800	500	ECPL1121805	ECSC1121805
ECFORM1081806	800	1800	600	ECPL1081806	ECSC1081806
ECFORM1062004	600	2000	400	ECPL1062004	ECSC1062004
ECFORM1082004	800	2000	400	ECPL1082004	ECSC1082004
ECFORM1012004	1000	2000	400	ECPL1012004	ECSC1012004
ECFORM1122004	1200	2000	400	ECPL1122004	ECSC1122004
ECFORM1062005	600	2000	500	ECPL1062005	ECSC1062005
ECFORM1082005	800	2000	500	ECPL1082005	ECSC1082005
ECFORM1102005	1000	2000	500	ECPL1102005	ECSC1102005
ECFORM1122005	1200	2000	500	ECPL1122005	ECSC1122005
ECFORM1062006	600	2000	600	ECPL1062006	ECSC1062006
ECFORM1082006	800	2000	600	ECPL1082006	ECSC1082006
ECFORM1102006	1000	2000	600	ECPL1102006	ECSC1102006
ECFORM1122006	1200	2000	600	ECPL1122006	ECSC1122006
ECFORM1062008	600	2000	800	ECPL1062008	ECSC1062008
ECFORM1082008	800	2000	800	ECPL1082008	ECSC1082008
ECFORM1102008	1000	2000	800	ECPL1102008	ECSC1102008
ECFORM1122008	1200	2000	800	ECPL1122008	ECSC1122008
ECFORM1062206	600	2200	600	ECPL1062206	ECSC1062206
ECFORM1082206	800	2200	600	ECPL1082206	ECSC1082206
ECFORM1102206	1000	2200	600	ECPL1102206	ECSC1102206
ECFORM1122206	1200	2200	600	ECPL1122206	ECSC1122206
ECFORM1062208	600	2200	800	ECPL1062208	ECSC1062208
ECFORM1082208	800	2200	800	ECPL1082208	ECSC1082208
ECFORM1102208	1000	2200	800	ECPL1102208	ECSC1102208
ECFORM1122208	1200	2200	800	ECPL1122208	ECSC1122208

**ENCLOSURE VERSIONS:**

Ec1 - Enclosure frame (Profile Structure-Body + Top Cover + Bottom Gland with all fixing accessories + Front Door) + with mounting plate and rear cover (select B/F).

Ec2 - Enclosure frame (Profile Structure-Body + Top Cover + Bottom Gland with all fixing accessories + Front Door) + with 2 mounting plate and rear door.

Ec3 - Enclosure frame (Profile Structure-Body + Top Cover + Bottom Gland with all fixing accessories + Front Door) + without mounting plate and rear cover (select B/F).

Ec4 - Enclosure frame (Profile Structure-Body + Top Cover + Bottom Gland with all fixing accessories + Front Door) + without mounting plate and rear door.

**MANUFACTURING PLANT:****B-66 KSSIDC SHED, Hosur Rd, Bommasandra Industrial Area, Bengaluru, Karnataka 560099**